

Nume

FISE DE LUCRU Clasa 1

1. Scrie vecinii numerelor

	5	
	7	

	2	
	6	

	1	
	4	

	8	
	3	

2. Ordonează crescător și descrescător numerele:

a) Crescător

1, 8, 7, 6, 3, 5

--	--	--	--	--	--	--

5, 8, 9, 2, 10, 1

--	--	--	--	--	--	--

b) Descrescător

2, 4, 3, 8, 9, 6

--	--	--	--	--	--	--

8, 4, 1, 0, 5, 7

--	--	--	--	--	--	--

Obs. Taie cu o linie numărul pe care l-ai ordonat

3. Colorează numerele impare:

2	1	3	7	9	8	5	6	4
---	---	---	---	---	---	---	---	---

4. Colorează numerele impare:

7	4	5	2	8	9	6	3	1
---	---	---	---	---	---	---	---	---

5. Descompune numerele:

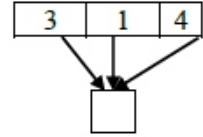
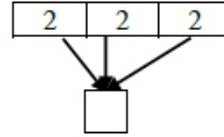
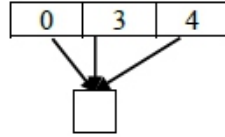
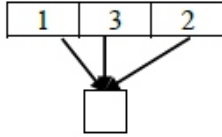
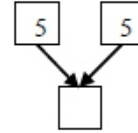
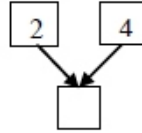
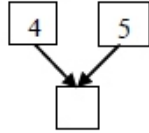
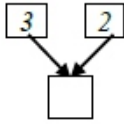
5	→						
	→						

4	→						
	→						

6	→						
	→						

7	→						
	→						

6. Combune numerele:



7. Compară următoarele perechi de numere folosind semnele $>$, $<$ sau $=$.

0 1

4 6

9 8

4 3

2 0

6 4

5 5

4 7

3 0

8. Erau:



personaje

Au venit:



personaje

Au plecat:



personaje

Câte personaje au rămas?

.....

R: